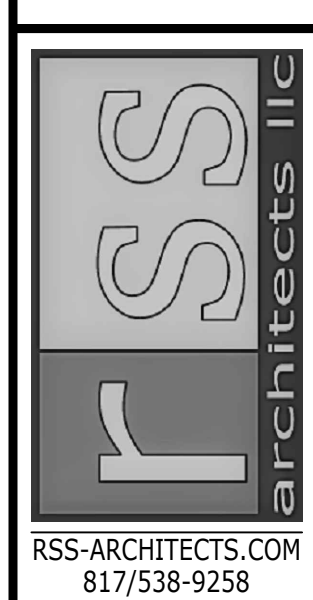




REVISION	NO.
CITY COMMENTS	J

HOLIDAY INN EXPRESS
 850 NORTHSIDE DRIVE
 PILOT POINT, TEXAS 76258

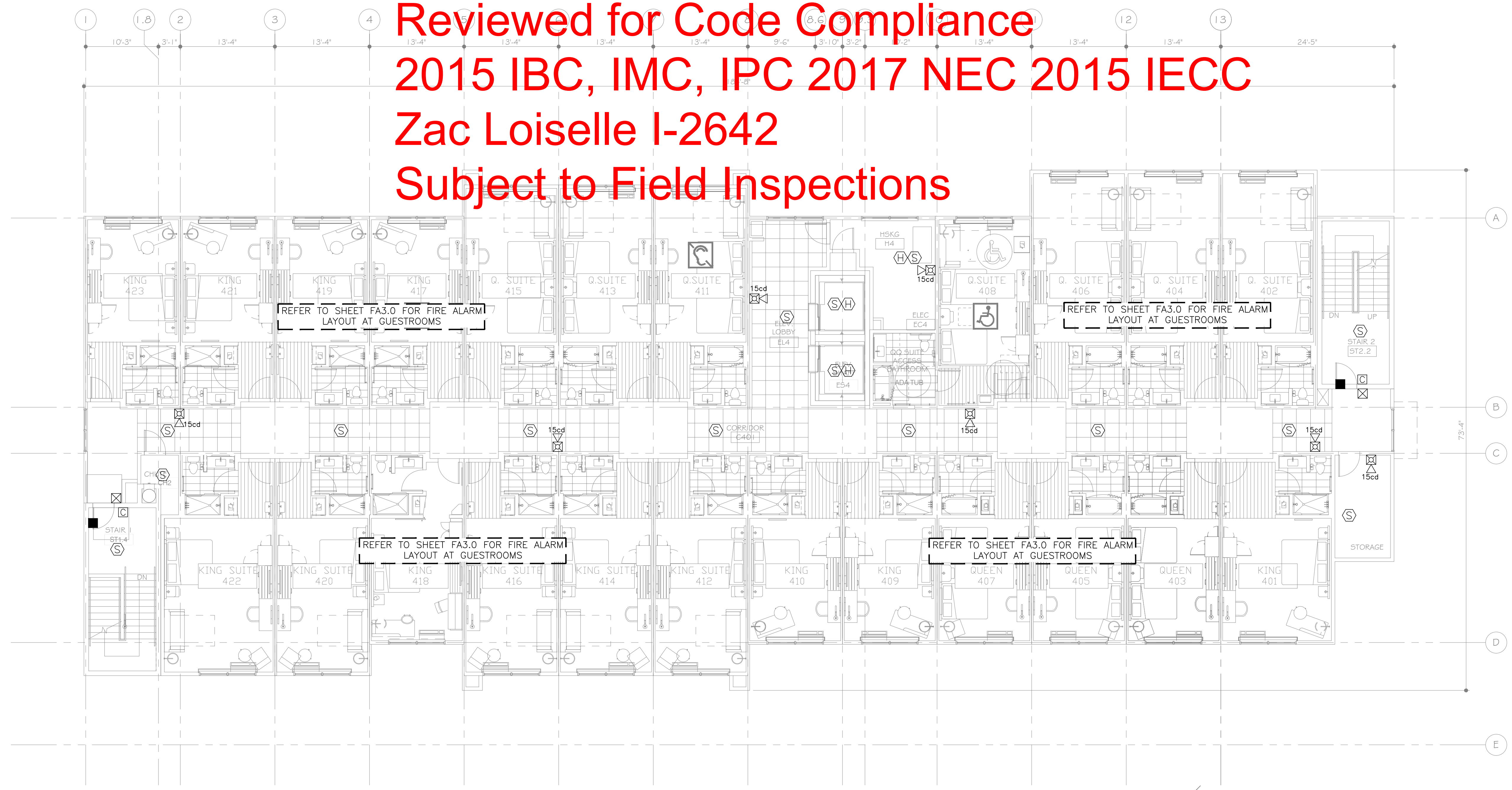
LOCATION
 91024



Date 01-08-2024
 Job 22020
 Sheet

FA2.3

Reviewed for Code Compliance
2015 IBC, IMC, IPC 2017 NEC 2015 IECC
Zac Loiselle I-2642
Subject to Field Inspections



FIRE ALARM SYMBOL LIST		
SYMB.	DESCRIPTION	MOUNTING OR AS INDICATED
☒	FIRE ALARM MANUAL PULL STATION	WALL - 48" AFF
☒☒	ANNUNCIATOR AUDIO/VISUAL(HORN/STROBE)	WALL - 6'-8" AFF
☒☒	COMBINATION HORN/STROBE LIGHT	WALL - 6'-8" AFF
☒☒	STROBE LIGHT	WALL - 6'-8" AFF
☐	FIRE BELL	WALL
☐	SMOKE DETECTOR	CEILING
☐	DUCT DETECTOR	IN MECH. DUCT
☐	HEAT DETECTOR	CEILING
☐	MAGNETIC DOOR HOLDER	WALL
☐	SPECIAL DEVICE (AS NOTED)	
☐	SHUT DOWN RELAY	
☐	FLOW SWITCH (SPRINKLER)	
☐	TAMPER SWITCH (SPRINKLER)	
☐	SMOKE DETECTOR	WALL
☐	CARBON MONOXIDE DETECTOR	
☐	FIREMAN'S PHONE	WALL - 48" AFF.
☐	2-WAY COMMUNICATION DEVICE	WALL - 48" AFF.
☐	ANNUNCIATOR PANEL	
☐	FIRE ALARM CONTROL PANEL (FACP)	
☐	INDICATES HANDICAP ACCESS SUITE	
☐	INDICATES HEARING IMPAIRED SUITE	

NOTE FOR FIRE ALARM SYSTEM:
 1. FIRE ALARM SYSTEM SHALL BE SEPARATELY PERMITTED AND SUBMITTED BY THE FIRE ALARM CONTRACTOR.

1 FIRE ALARM
FOURTH FLOOR PLAN
 SCALE: 1/8"=1'-0"

MEP GREEN DESIGN & BUILD, P.L.L.C. RETAINS COPYRIGHT TO THIS DOCUMENT. THE IDEA DESIGN AND DETAILS, AS A PROFESSIONAL AND INTELLECTUAL INSTRUMENT OF SERVICE, AND IS NOT TO BE USED/COPIED IN WHOLE OR IN PART, FOR ANY OTHER PROJECT WITHOUT THE EXPRESSED WRITTEN CONSENT OF MEP GREEN DESIGN & BUILD, P.L.L.C.