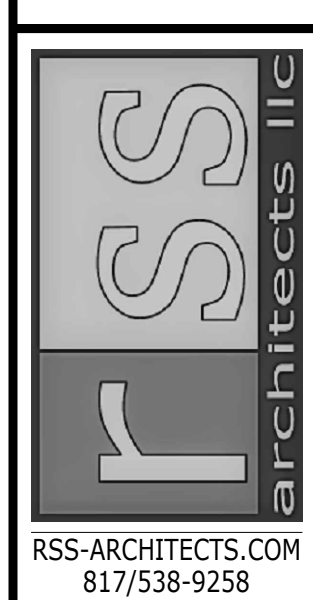




REVISION	NO.
CITY COMMENTS	1

HOLIDAY INN EXPRESS
850 NORTHSIDE DRIVE
PILOT POINT, TEXAS 76258

LOCATION
91024



RSS-ARCHITECTS.COM
817/538-9258

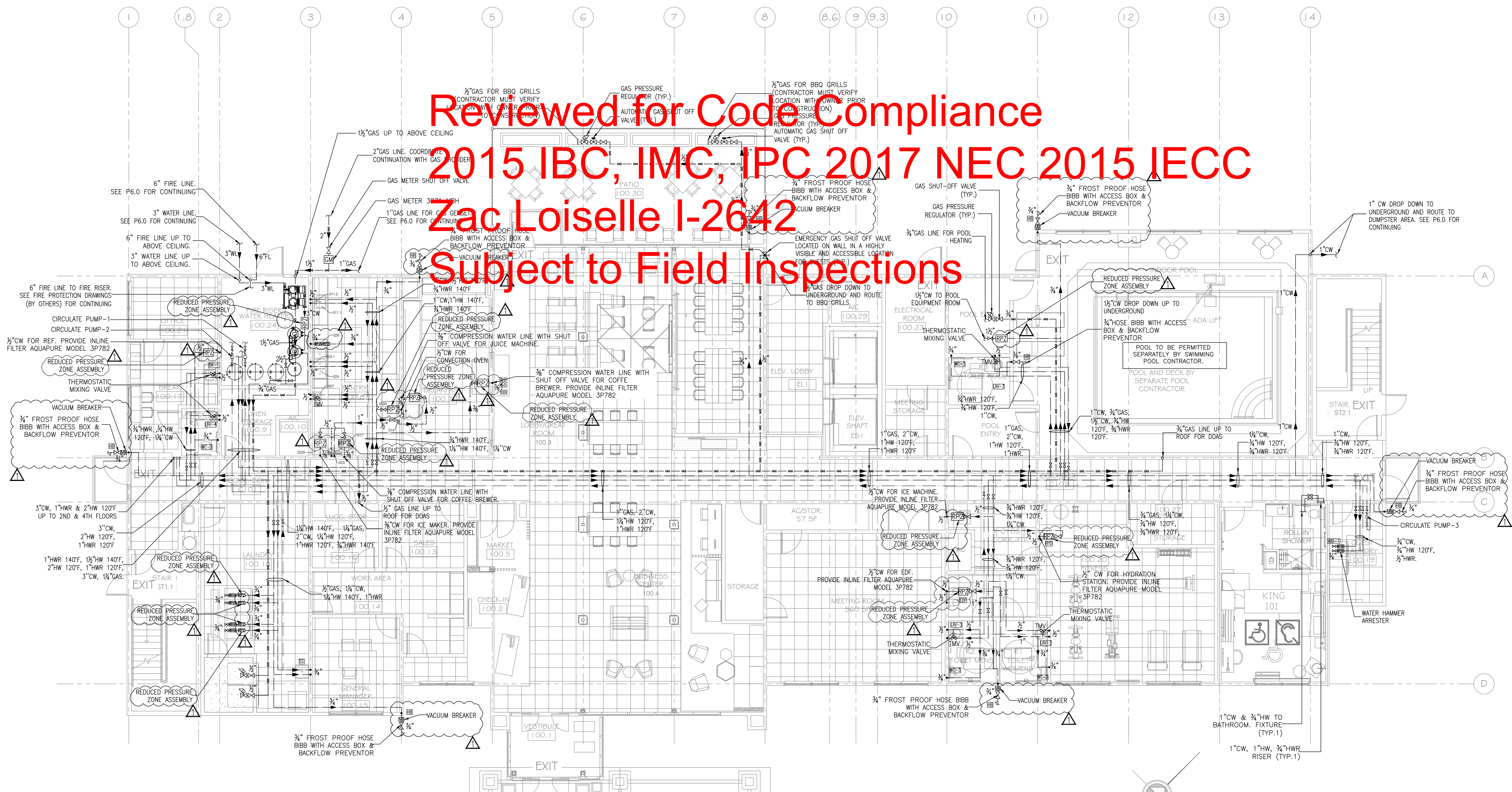
Date 01-08-2024

Job 22020

Sheet

P.0

Reviewed for Code Compliance
2015 IBC, IMC, IPC 2017 NEC 2015 IECC
Zac Loiseau I-2642
Subject to Field Inspections



1 DOMESTIC WATER FIRST FLOOR PLAN
SCALE: 1/8"=1'-0"

- NOTES:**
- FOR GENERAL NOTES, PLUMBING FIXTURES AND SPECIFICATIONS, SEE PLUMBING DRAWING P1.0 & P1.1.
 - FOR DRAWING CLARITY, SEE THE VENT PIPING WITH SIZING ON RISER DIAGRAM P4.0, P4.1.
 - ALL PENETRATIONS THROUGH FIRE WALL MUST BE SEALED TO MEET THE CRITERIA.
 - FOR SCHEMATIC DIAGRAMS SEE PLUMBING DRAWING P4.0, P4.1.
 - FOR GAS SCHEMATIC DIAGRAM SEE PLUMBING DRAWING P1.1.
 - ALL FLOOR DRAINS TO BE INSTALLED W/TRAP PRIMERS.
 - PROVIDE DRAIN & VENT FOR SWIMMING POOL PER RECOMMENDATION OF POOL EQUIPMENT SUPPLIER.
 - CONTRACTOR TO SUPPLY THE TEMPERED WATER LIMITING DEVICE FOR WATER HEATER SYSTEM.
 - VACUUM RELIEF VALVE INSTALLED IN THE COLD WATER SUPPLY LINE ABOVE THE TOP OF THE HEATER OR TANK, SHALL BE PROVIDED TO PREVENT SIPHONING OF ANY STORAGE WATER HEATER OR TANK.
 - DISCHARGE POOL, BACKWASH AND SCUM GUTTERS DRAIN TO SANITARY SEWER FOR POOL DRAINAGE SYSTEM.
 - HAND AND CONDENSATE WILL NOT ENTER GREASE INTERCEPTOR.
 - DRAIN SIZES FROM PLUMBING FIXTURES SHALL BE AS FOLLOWS:
WATER CLOSETS - 4"
BATHTUB - 2"
LAVATORY - 2"
FLOOR DRAIN IN GUESTROOMS - 2"
FLOOR DRAIN IN PUBLIC AREAS - 3"
FLOOR SINK - 3"

- NOTE:**
- INSTALL A THERMOSTATIC MIXING VALVE AT EACH LAVATORY (RESTROOM), HAND SINK, SET UP THE HOT WATER TEMPERATURE DELIVERED FOR PUBLIC LAVATORIES, HAND SINK 110°F. THERMOSTATIC MIXING VALVE FOR RESTROOM LAVATORY/ HAND SINK: ZURN #ZW1070XL ASSE (E) LISTED 1070, 10 GAL/MIN @ 45 PSI PRESSURE LOSS, 0.5 GAL/MIN MINIMUM.
 - INSTALL A THERMOSTATIC MIXING VALVE AT EYEWASH. SET UP THE HOT WATER TEMPERATURE DELIVERED FOR EYEWASH TO BE BETWEEN 65 AND 90 DEGREES.
 - A BOOSTER HEATER SHOULD BE BUILT IN THE KITCHEN DISHWASHING (COMMERCIAL) TO RAISE TEMPERATURE OF WATER TO A MINIMUM OF 180°F.
 - EVERY REGULATOR INSTALLED INSIDE BUILDING WILL BE VENTED OUTSIDE WITH PROPER SIZED PIPE.
 - CIRCULATING PUMP ABOVE CORRIDOR CEILING. PROVIDE AN ACOUSTIC BOX FOR ANY CIRCULATING PUMP WHERE LOCATED IN THE CORRIDOR CEILING. PROVIDE MARKINGS ALONG THE CEILING ON LOCATIONS OF ALL CIRCULATING PUMPS.
 - SHUT OFF VALVE ABOVE CEILING. PROVIDE ACCESS PANEL WHERE LOCATED IN AN INACCESSIBLE CEILING PANEL SHALL BE 12"x12" J.R.I. PAINTED TO MATCH CEILING. PROVIDE MARKINGS ALONG THE CEILING ON LOCATIONS OF ALL ISOLATION VALVES.
 - WHERE STATIC WATER PRESSURE IN THE WATER SUPPLY PIPING IS EXCEEDING 80 PSI (552 KPA), AN APPROVED-TYPE PRESSURE REGULATOR PRECEDED BY AN ADEQUATE STRAINER SHALL BE INSTALLED AND THE STATIC PRESSURE REDUCED TO 80 PSI (552 KPA) OR LESS.

EQUIPMENT SCHEDULE												
ITEM NO	QTY	EQUIPMENT CATEGORY	EQUIPMENT REMARKS	COLD WATER SIZE (IN)	COLD WATER AFF (IN)	HOT WATER SIZE (IN)	HOT WATER AFF (IN)	DIRECT DRAIN SIZE (IN)	DIRECT DRAIN AFF (IN)	INDR DRAIN SIZE (IN)	PLUMBING REMARKS	COMMENTS
007	1	HAND SINK	SOAP & TOWEL DISPENSER BY VENDOR	1/2	12	1/2	12	1 1/2	24	1 1/2		
011.1	1	SINK WELDED INTO TABLE	FURNISH W/ BASKET DRAIN	1/2	12	1/2	12					
011.2	1	FAUCET		1/2	12	1/2	12					
013A	1	COMBI OVEN-STEAMER	W/ EQUIPMENT STAND	1/2	24						*FROM FILTER ITEM #014	SEE MFR. INFO. FOR HIGH TEMP. PIPING NEEDS
014	1	FILTER SYSTEM		1/4								
017	1	COFFEE BREWER	BY VENDOR	1/4							*FROM FILTER ITEM #023	
022A	1	ICE (BASK)	FULL TABLE	3/8							*FROM FILTER ITEM #023	
023	1	FILTER SYSTEM	FOR ICE MAKER & COFFEE BREWER	3/4	48							
024	1	THREE COMPARTMENT SINK	FURNISH W/ BASKET DRAINS	1/2						(3) 1/2		
024.1	1	FAUCET AND PRE-RINSE		1/2								
026	1	UNDERCOUNTER WAREWASHER		3/4	12							

MEP GREEN DESIGN & BUILD, P.L.C. RETAINS COPYRIGHT TO THIS DOCUMENT. THE IDEA DESIGN AND DETAILS ARE A PROFESSIONAL AND INTELLECTUAL INSTRUMENT OF SERVICE AND IS NOT TO BE USED/COPIED IN WHOLE OR IN PART, FOR ANY OTHER PROJECT WITHOUT THE EXPRESSED WRITTEN CONSENT OF MEP GREEN DESIGN & BUILD, P.L.C.