


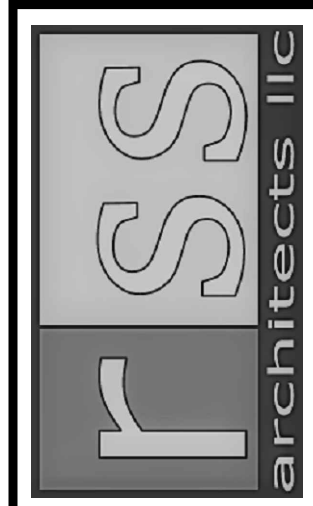
REVISION	NO.
CITY COMMENTS	1

**HOLIDAY INN EXPRESS**  
 850 NORTHSIDE DRIVE  
 PILOT POINT, TEXAS 76258

LOCATION  
 91024



FAST AND ACCURATE  
 JAN. 08, 2024  
  
 MEP GREEN DESIGN & BUILD, P.L.C.  
 915 GEMIN ST, HOUSTON, TX 77058  
 Tel: (281)-785-1155  
 Fax: (281)-282-9144  
 www.mepgreendesigns.com




RSS-ARCHITECTS.COM  
 817/538-9258

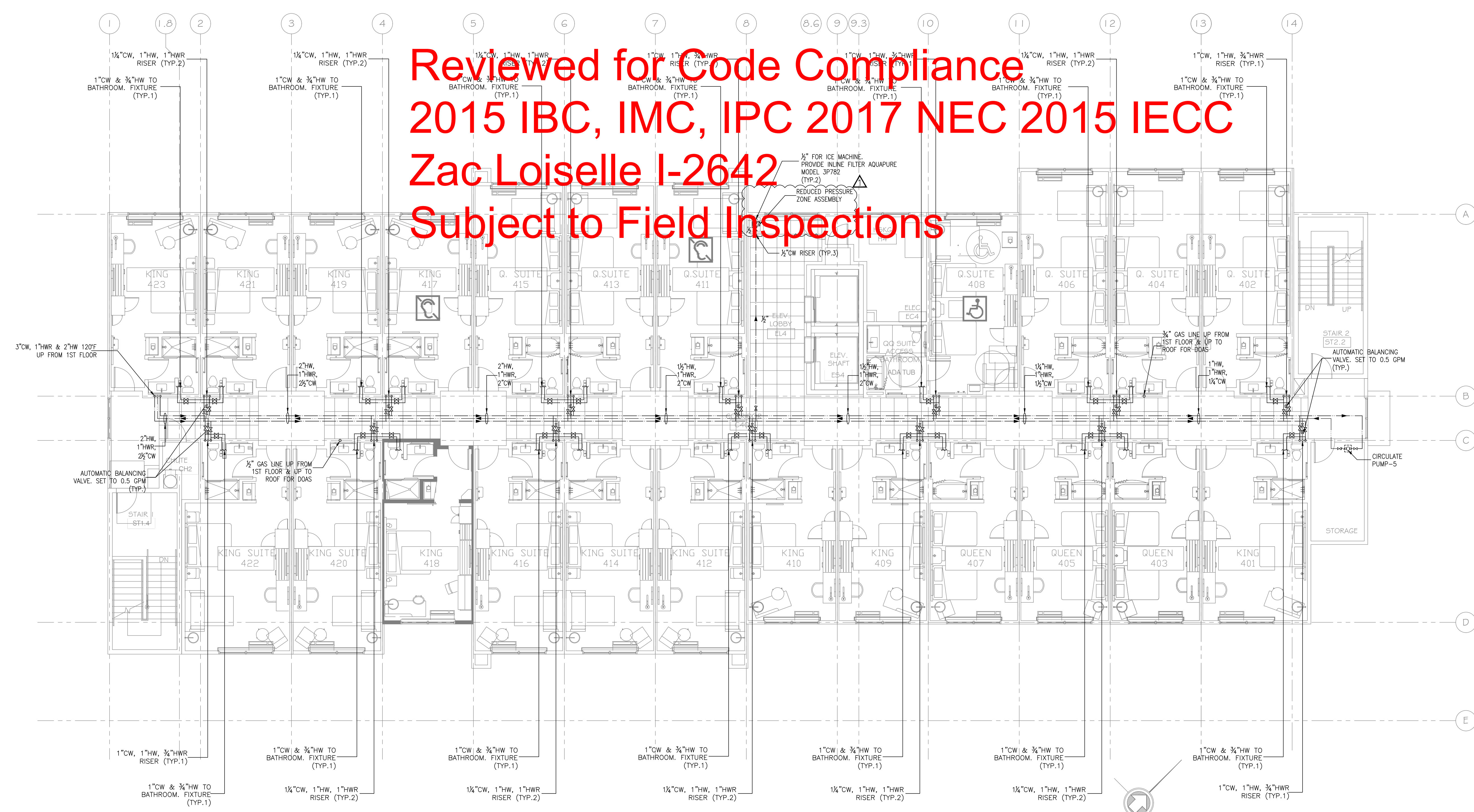
Date 01-08-2024

Job 22020

Sheet



**Reviewed for Code Compliance**  
**2015 IBC, IMC, IPC 2017 NEC 2015 IECC**  
**Zac Loiseau I-2642**  
**Subject to Field Inspections**



- NOTES:**
- FOR GENERAL NOTES, PLUMBING FIXTURES AND SPECIFICATIONS, SEE PLUMBING DRAWING P1.0 & P1.1.
  - FOR DRAWING CLARITY, SEE THE VENT PIPING WITH SIZING ON RISER DIAGRAM P4.0, P4.1.
  - ALL PENETRATIONS THROUGH FIRE WALL MUST BE SEALED TO MEET THE CRITERIA.
  - FOR SCHEMATIC DIAGRAMS SEE PLUMBING DRAWING P4.0, P4.1.
  - FOR GAS SCHEMATIC DIAGRAM SEE PLUMBING DRAWING P1.1.
  - ALL FLOOR DRAINS TO BE INSTALLED W/TRAP PRIMERS.
  - PROVIDE DRAIN & VENT FOR SWIMMING POOL PER RECOMMENDATION OF POOL EQUIPMENT SUPPLIER.
  - CONTRACTOR TO SUPPLY THE TEMPERED WATER LIMITING DEVICE FOR WATER HEATER SYSTEM
  - VACUUM RELIEF VALVE INSTALLED IN THE COLD WATER SUPPLY LINE ABOVE THE TOP OF THE HEATER OR TANK, SHALL BE PROVIDED TO PREVENT SIPHONING OF ANY STORAGE WATER HEATER OR TANK.
  - DISCHARGE POOL, BACKWASH AND SCUM GUTTERS DRAIN TO SANITARY SEWER FOR POOL DRAINAGE SYSTEM
  - HAND AND CONDENSATE WILL NOT ENTER GREASE INTERCEPTOR
  - DRAIN SIZES FROM PLUMBING FIXTURES SHALL BE AS FOLLOWS:  
 WATER CLOSETS - 4"  
 BATHUB - 2"  
 LAVATORY - 2"  
 FLOOR DRAIN IN GUESTROOMS - 2"  
 FLOOR DRAIN IN PUBLIC AREAS - 3"  
 FLOOR SINK - 3"

**1** DOMESTIC WATER  
 FOURTH FLOOR PLAN  
 SCALE: 1/8"=1'-0"

- NOTE:**
- CIRCULATING PUMP ABOVE CORRIDOR CEILING. PROVIDE AN ACOUSTIC BOX FOR ANY CIRCULATING PUMP WHERE LOCATED IN THE CORRIDOR CEILING. PROVIDE MARKINGS ALONG THE CEILING ON LOCATIONS OF ALL CIRCULATING PUMPS
  - SHUT OFF VALVE ABOVE CEILING. PROVIDE ACCESS PANEL WHERE LOCATED IN AN INACCESSIBLE CEILING PANEL SHALL BE 12"x12" J.R.T PAINTED TO MATCH CEILING. PROVIDE MARKINGS ALONG THE CEILING ON LOCATIONS OF ALL ISOLATION VALVES.

- THE PLUMBING CONTRACTOR MUST PREPARE SHOP DRAWING TO COORDINATE WITH STRUCTURAL ENGINEER BEFORE INSTALLING AND GUARANTEE THE WATER, SEWER AND STORM LINE DO NOT RUNNING ALONG WITH THE GRADE BEAMS.
- THE CONTRACTOR MUST PERFORM THE COLD/HOT WATER BALANCING TO ENSURE SUFFICIENT HOT WATER THAT DELIVERS TO EVERY GUESTROOM UNIT BEFORE CEILING TILE IS INSTALLED

MEP GREEN DESIGN & BUILD, P.L.C. RETAINS COPYRIGHT TO THIS DOCUMENT. THE IDEA DESIGN AND DETAILS, AS A PROFESSIONAL AND INTELLECTUAL INSTRUMENT OF SERVICE, AND IS NOT TO BE USED/COPIED IN WHOLE OR IN PART, FOR ANY OTHER PROJECT WITHOUT THE EXPRESSED WRITTEN CONSENT OF MEP GREEN DESIGN & BUILD, P.L.C.